# Certificate of Analysis

LIQUILABS
Analytical services

**Grail Formula B.V.**
Grail Formula B.V.
Hingenderstraat 39
6111 AB Sint Joost
Netherlands
info@24peptides.com

**Liquilabs s.r.o.**
Inovační 122
252 41 Zlatníky-Hodkovice
Czechia
www.liquilabs.cz

Verify Results Online

## Sample Identification

| | |
|---|---|
| **Sample Name** | Ipamorelin 10 mg |
| **Batch Number** | GF-IPA10-B242 |
| **Date Published** | 2026-11-10 11:53 |

# Results for LYO-1174

| Peptides | Result | Unit | Uncertainty | Acceptable Range |
|---|---|---|---|---|
| Ipamorelin Assay<br>Peptide Screening 0.1% TFA | 11.23 | *mg* | [± 0.06] | (RT) |
| Ipamorelin Purity<br>Peptide Screening 0.1% TFA | > 99.8 | *%* | | |
| Ipamorelin Identification by Spectrum (FTIR)<br>Peptide Screening 0.1% TFA | 993 | | [± 5] | |
| Ipamorelin Identification by RT<br>Peptide Screening 0.1% TFA | 0.994 | | [± 0.005] | |

| Microbiology | Result | Unit | Uncertainty | Acceptable Range |
|---|---|---|---|---|
| Total Aerobic Microbial Count<br>USP <61>/Eur. Ph. 2.6.12. Plate Count Method | 0 | *CFU/g* | [± ] | 0 - 1000 |
| Total Yeast and Mold Count<br>USP <61>/Eur. Ph. 2.6.12. Plate Count Method | 0 | *CFU/g* | [± ] | 0 - 100 |
| Bacterial Endotoxin Chromgenic<br>USP<85>/ Eur. Ph. 2.6.14. Bacterial Endotoxin Chromgenic Test | 0.032 | *EU/mg* | [± 0.001] | 0 - 0.5 |

| Elemental Impurities | Result | Unit | Uncertainty | Acceptable Range |
|---|---|---|---|---|
| Arsenic<br>Elemental Impurities screening USP ⟨232⟩ / Ph. Eur. 5.20 / 2.4.20 | < 0.001 | *ppm* | | 0 - 1.5 |
| Cadmium<br>Elemental Impurities screening USP ⟨232⟩ / Ph. Eur. 5.20 / 2.4.20 | < 0.001 | *ppm* | | 0 - 0.5 |
| Quicksilver<br>Elemental Impurities screening USP ⟨232⟩ / Ph. Eur. 5.20 / 2.4.20 | < 0.001 | *ppm* | | 0 - 1.5 |
| Lead<br>Elemental Impurities screening USP ⟨232⟩ / Ph. Eur. 5.20 / 2.4.20 | < 0.001 | *ppm* | | 0 - 1.5 |
| Nickel<br>Elemental Impurities screening USP ⟨232⟩ / Ph. Eur. 5.20 / 2.4.20 | < 0.001 | *ppm* | | 0 - 25 |
| Vanadium<br>Elemental Impurities screening USP ⟨232⟩ / Ph. Eur. 5.20 / 2.4.20 | < 0.001 | *ppm* | | 0 - 25 |
| Cobalt<br>Elemental Impurities screening USP ⟨232⟩ / Ph. Eur. 5.20 / 2.4.20 | < 0.001 | *ppm* | | 0 - 25 |

| Mass Spectrometry | Result | Unit | Uncertainty | Acceptable Range |
|---|---|---|---|---|
| Molecular Ion Mass Identification (MS Deconvolution)<br>Mass Spectrometry Identity | 711 | *Da* | [± 1] | |

| Counter Ion Analysis | Result | Unit | Uncertainty | Acceptable Range |
|---|---|---|---|---|
| Acetate<br>Counter Ion Analysis | 18.76 | *ppm* | [± 0.38] | |
| Bromide<br>Counter Ion Analysis | 0.29 | *ppm* | [± 0.01] | |
| Chloride<br>Counter Ion Analysis | 0.16 | *ppm* | [± 0] | |
| Fluoride<br>Counter Ion Analysis | 0.00 | *ppm* | [± ] | |
| Nitrate<br>Counter Ion Analysis | 0.08 | *ppm* | [± 0] | |
| Phosphate<br>Counter Ion Analysis | 0.00 | *ppm* | [± ] | |
| Sulphate<br>Counter Ion Analysis | 0.00 | *ppm* | [± ] | |
| TFA<br>Counter Ion Analysis | 0.00 | *ppm* | [± ] | |

| Excipients | Result | Unit | Uncertainty | Acceptable Range |
|---|---|---|---|---|
| Mannitol | 77.80 | *mg* | [± 1.56] | |



**Liquilabs s.r.o.** • Inovační 122 • 252 41 Zlatníky-Hodkovice • Czechia
Phone : +420 608 444 727 • Fax : • jan.galbavy@liquilabs.cz • www.liquilabs.cz

| LIQUILABS Analytical services | Method Specification | |
|---|---|---|
| Determination of identity, content and purity of Ipamorelin | | |
| *Document number* IPA_010_2026 | *Superseded document* - | *Number of pages* 4 |

# 1. Content Assesment

1.1. Instrumentation

| Module | Name | Serial Number |
|---|---|---|
| System Controller | Shimadzu CBM-40 Lite | L221226351398 |
| Degassing Unit | Shimadzu DGU-403 | NA |
| Pump | Shimadzu LC-40B XR | L22146350580 |
| Autosampler | Shimadzu SIL-40C XR | L22216351622 |
| Colum Thermostat | Shimadzu CTO-40S | L22236351602 |
| PDA Detector | Shimadzu SPD-M40 | L22276352808 |
| SQ MS Detector | Shimadzu LCMS-2050 | O12476200760 |

1.2. Chromatographic conditions

| Chromatographic conditions | |
|---|---|
| Eluent A | 0.1% DFA in Water (HPLC, Gradient Grade) |
| Eluent B | 0.1% DFA in Acetonitrile (HPLC, Gradient Grade) |
| Flow rate | 0.4 mL/min |
| Program | Gradient elution |
| Injection volume | 1 µL |
| Colum Temperature | 60°C |
| Column | Waters ACQUITY CSH C18, 100x2.1mm 1.7µm |
| Detection wavelength | 280nm |

| Gradient Program | | |
|---|---|---|
| Time [min] | A [%] | B [%] |
| 2 | 98 | 2 |
| 10 | 35 | 65 |
| 10.01 | 5 | 95 |
| 11 | 5 | 95 |
| 11.01 | 98 | 2 |
| 15 | end | |

1



**Liquilabs s.r.o.** • Inovační 122 • 252 41 Zlatníky-Hodkovice • Czechia
Phone : +420 608 444 727 • Fax : • jan.galbavy@liquilabs.cz • www.liquilabs.cz

### 1.3. Sample preparation

Whole amount of container was dissolved in 2mL of water (LCMS Grade). 100 µL of sample was transferred to HPLC vial and diluted by 900 µL water (LCMS Grade) and submitted for analysis.

### 1.4. Calibration curve

| Calibration curve detail | |
|---|---|
| Quantitative method | External Standard |
| Calibration Type | Linear |
| Number of calibration points | 5 |
| Force through Zero | Enabled |
| Weighting Method | None |

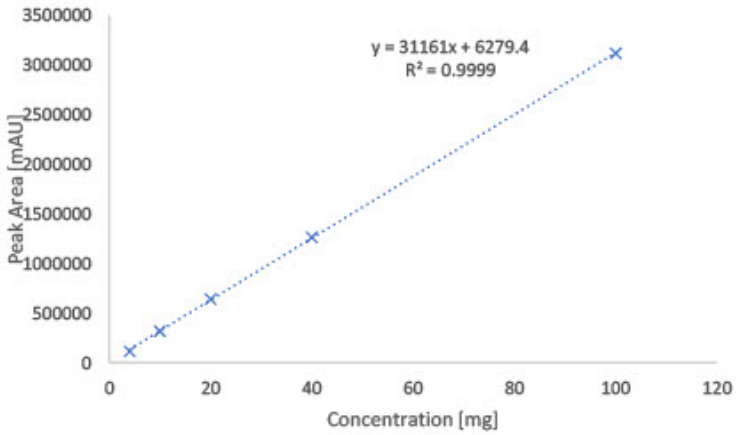


2



**Liquilabs s.r.o.** • Inovační 122 • 252 41 Zlatníky-Hodkovice • Czechia
Phone : +420 608 444 727 • Fax : • jan.galbavy@liquilabs.cz • www.liquilabs.cz

# 2. Purity assessment

## 2.1 Instrumentation

| Module | Name | Serial Number |
|---|---|---|
| System Controller | Shimadzu CBM-40 Lite | L221226351398 |
| Degassing Unit | Shimadzu DGU-403 | NA |
| Pump | Shimadzu LC-40B XR | L22146350580 |
| Autosampler | Shimadzu SIL-40C XR | L22216351622 |
| Colum Thermostat | Shimadzu CTO-40S | L22236351602 |
| PDA Detector | Shimadzu SPD-M40 | L22276352808 |
| SQ MS Detector | Shimadzu LCMS-2050 | O12476200760 |

## 2.2 Chromatographic conditions

| Chromatographic conditions | |
|---|---|
| Eluent A | 0.1% DFA in Water (HPLC, Gradient Grade) |
| Eluent B | 0.1% DFA in Acetonitrile (HPLC, Gradient Grade) |
| Flow rate | 0.4 mL/min |
| Program | Gradient elution |
| Injection volume | 1 µL |
| Colum Temperature | 60°C |
| Column | Waters ACQUITY CSH C18, 100x2.1mm 1.7µm |
| Detection wavelength | 225nm |

| Gradient Program | | |
|---|---|---|
| Time [min] | A [%] | B [%] |
| 2 | 98 | 2 |
| 10 | 35 | 65 |
| 10.01 | 5 | 95 |
| 11 | 5 | 95 |
| 11.01 | 98 | 2 |
| 15 | end | |

## 2.3 Purity assesment

Purity of compound assesed by area normalization method, comparing area of each peak to sum of area of all peaks detected at wavelenght of 225 nm.

3



**Liquilabs s.r.o.** • Inovační 122 • 252 41 Zlatníky-Hodkovice • Czechia
Phone : +420 608 444 727 • Fax : • jan.galbavy@liquilabs.cz • www.liquilabs.cz

# 3. Identity Assessment

## 3.1 Instrumentation

| Module | Name | Serial Number |
|---|---|---|
| System Controller | Shimadzu CBM-40 Lite | L221226351398 |
| Degassing Unit | Shimadzu DGU-403 | NA |
| Pump | Shimadzu LC-40B XR | L22146350580 |
| Autosampler | Shimadzu SIL-40C XR | L22216351622 |
| Colum Thermostat | Shimadzu CTO-40S | L22236351602 |
| PDA Detector | Shimadzu SPD-M40 | L22276352808 |
| SQ MS Detector | Shimadzu LCMS-2050 | O12476200760 |

## 3.2 Chromatographic conditions

| Chromatographic conditions | |
|---|---|
| Eluent A | 0.1% DFA in Water (HPLC, Gradient Grade) |
| Eluent B | 0.1% DFA in Acetonitrile (HPLC, Gradient Grade) |
| Flow rate | 0.4 mL/min |
| Program | Gradient elution |
| Injection volume | 1 µL |
| Colum Temperature | 60°C |
| Column | Waters ACQUITY CSH C18, 100x2.1mm 1.7µm |
| Detection | MS 220-2000 Da |

| Gradient Program | | |
|---|---|---|
| Time [min] | A [%] | B [%] |
| 2 | 98 | 2 |
| 10 | 35 | 65 |
| 10.01 | 5 | 95 |
| 11 | 5 | 95 |
| 11.01 | 98 | 2 |
| 15 | end | |

## 3.3 Molecular Ion Mass evaluation

Molecular ion mass was determined by deconvolution of multiply charged ESI-MS spectra to calculate the average neutral (zero-charge) molecular mass by equation:

$$M(neutral) = (z_t((mz_t) - H)) - ME$$

Where:
$mz_t$ - Measured mass of charged particle
$z_t$ - charge
H - proton mass (1.0076 Da)
ME – mass error

4



**Liquilabs s.r.o.** • Inovační 122 • 252 41 Zlatníky-Hodkovice • Czechia
Phone : +420 608 444 727 • Fax : • jan.galbavy@liquilabs.cz • www.liquilabs.cz

# Analysis Report

LIQUILABS Analytical services

## Analysis of quantity of active ingredient by UHPLC with MS detection

Sample Information

| | |
|---|---|
| Injection Volume | : 1 |
| Data File | : LYO-1174__004.lcd |
| Method File | : Peptide Screening_DFA_V2_B.lcm |
| Date Acquired | : 11/2/2026 6:25:01 PM |

Chromatogram

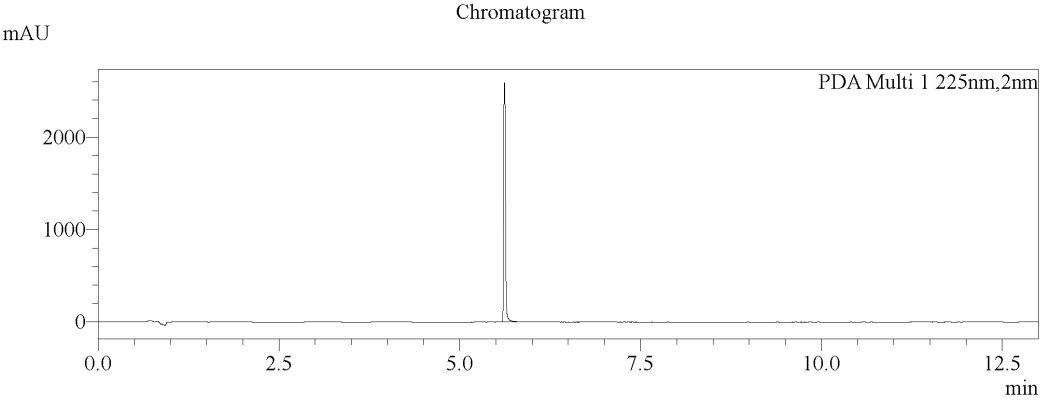


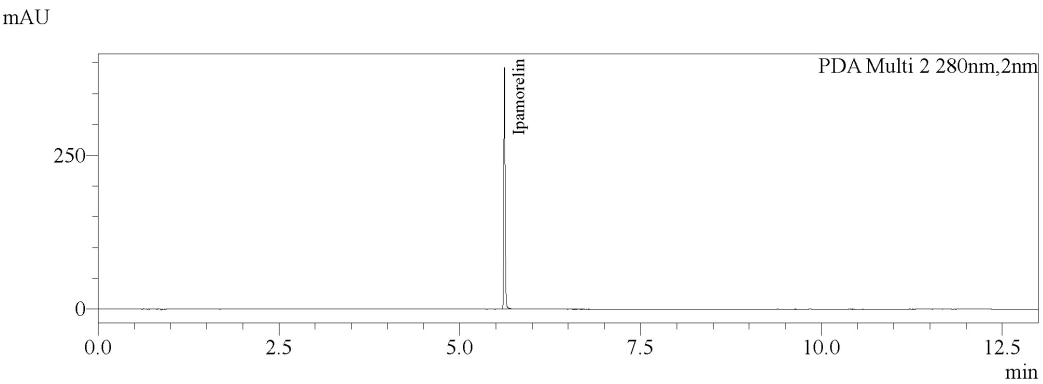


Peak Table

PDA Ch1 225nm

| Peak# | Name | Ret. Time | Area | Area% | Conc. | Unit |
|---|---|---|---|---|---|---|
| 1 | | 5.619 | 4697872 | 99.866 | 0.000 | |
| 2 | | 5.778 | 58 | 0.001 | 0.000 | |
| 3 | | 5.904 | 1459 | 0.031 | 0.000 | |
| 4 | | 6.244 | 488 | 0.010 | 0.000 | |
| 5 | | 6.317 | 3380 | 0.072 | 0.000 | |
| 6 | | 6.642 | 943 | 0.020 | 0.000 | |
| Total | | | 4704199 | 100.000 | | |

Peak Table

PDA Ch2 280nm

| Peak# | Name | Ret. Time | Area | Area% | Conc. | Unit |
|---|---|---|---|---|---|---|
| 1 | Ipamorelin | 5.619 | 489816 | 100.000 | 11.234 | mg |
| Total | | | 489816 | 100.000 | | |



**Liquilabs s.r.o.** • Inovační 122 • 252 41 Zlatníky-Hodkovice • Czechia
Phone : +420 608 444 727 • Fax : • jan.galbavy@liquilabs.cz • www.liquilabs.cz

# Analysis Report

LIQUILABS Analytical services

## Identification of active ingredient by UHPLC Mass Spectrometr

MS Chromatogram

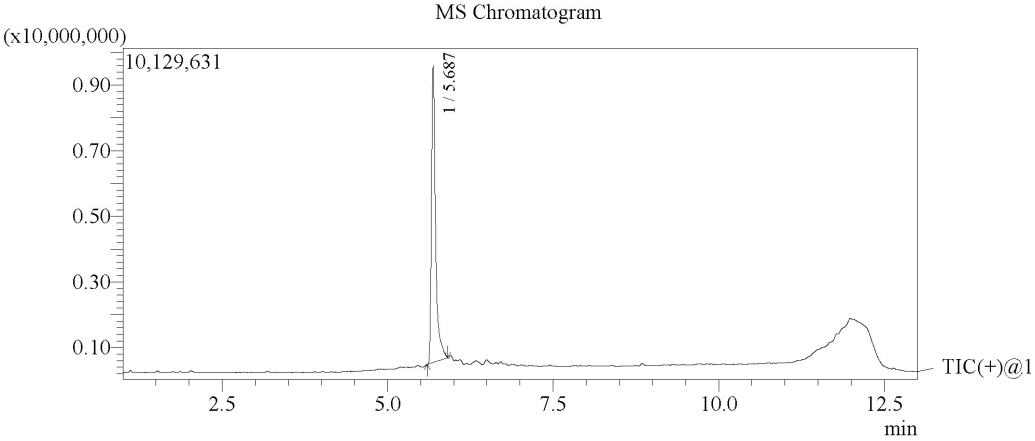


Library Search

Base Peak: 357(2607597)
Scan Range: 220.00 - 2000.00 Porality: Positive

Reference spectrum




Detected spectrum

Library: Peptide Screening_DFA.lib
Formula: C38H49N9O5 CAS: 170851-70-4 Mol.Weight: 711(0!=)
Compound Name: Ipamorelin






**Liquilabs s.r.o.** • Inovační 122 • 252 41 Zlatníky-Hodkovice • Czechia
Phone : +420 608 444 727 • Fax : • jan.galbavy@liquilabs.cz • www.liquilabs.cz

# Analysis Report

LIQUILABS
Analytical services

## Determination of anions and cations in peptide sample

Sample Information

| | |
|---|---|
| Injection Volume | : 10 |
| Data File | : LYO-1174__003.lcd |
| Method File | : Anions+Cations.lcm |
| Date Acquired | : 11/3/2026 1:57:35 PM |

Chromatogram

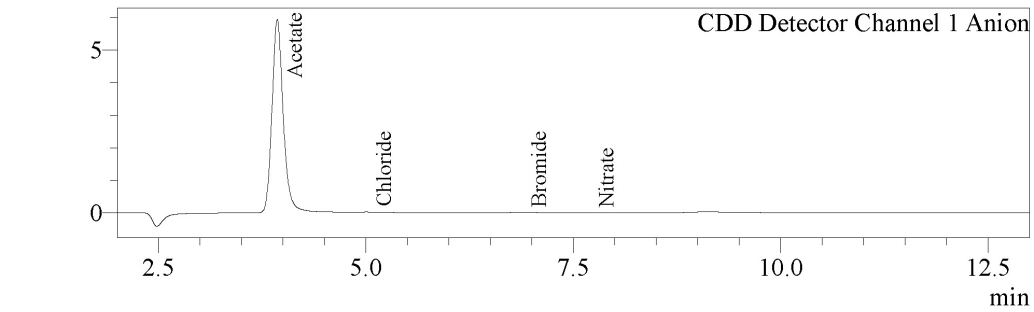


Peak Table

CDD Detector Channel 1 Anion

| Name | Ret. Time | Area | Conc. | Unit |
|---|---|---|---|---|
| Acetate | 3.930 | 56792 | 18.761 | ppm |
| Chloride | 5.007 | 90 | 0.158 | ppm |
| Bromide | 6.877 | 207 | 0.286 | ppm |
| Nitrate | 7.690 | 31 | 0.078 | ppm |
| | | 57120 | | |



**Liquilabs s.r.o.** • Inovační 122 • 252 41 Zlatníky-Hodkovice • Czechia
Phone : +420 608 444 727 • Fax : • jan.galbavy@liquilabs.cz • www.liquilabs.cz

# Endotoxin Determination Report

File Information
Filename: C:\UVVis-Data\Data\File_261102_102508.vqud
Date/Time: 11/02/2026 11:13:25 AM

Instrument Information
Instrument Type: UV-1900 Series
Model (S/N): UV-1900i (A12536253123)

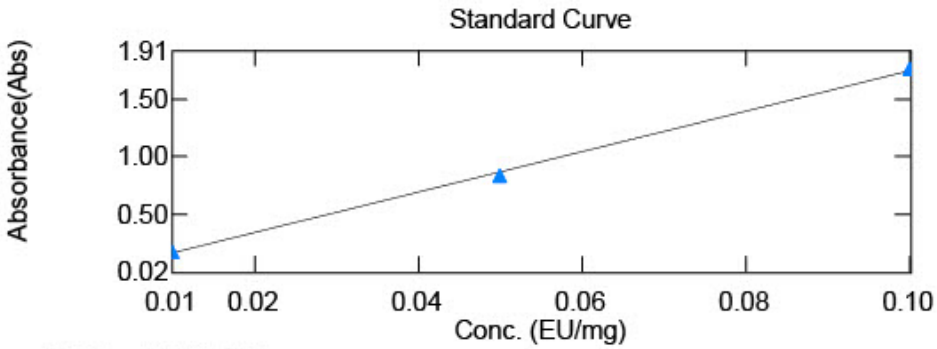


y = 17.4393 x - 5.62824e-004
r2 = 0.99905

| | Sample Name | Conc | Raw_WL545.0 | Dilution Rate |
|---|---|---|---|---|
| 1 | LYO-1170 | 3.258 | 1.4198 | 40.00 |
| 2 | LYO-1171 | 0.098 | 0.0845 | 20.00 |
| 3 | LYO-1174 | 0.492 | 0.4285 | 20.00 |
| 4 | LYO-1175 | 0.162 | 0.1403 | 20.00 |
| 5 | LYO-1176 | 0.093 | 0.0806 | 20.00 |
| 6 | LYO-1177 | 0.108 | 0.0934 | 20.00 |
| 7 | LYO-1178 | 0.114 | 0.0987 | 20.00 |
| 8 | LYO-1179 | 0.116 | 0.1004 | 20.00 |
| 9 | LYO-1180 | 0.101 | 0.0876 | 20.00 |
| 10 | LYO-1181 | 0.441 | 0.3839 | 20.00 |
| 11 | LYO-1182 | 0.105 | 0.0907 | 20.00 |
| 12 | LYO-1183 | 0.147 | 0.1279 | 20.00 |
| 13 | LYO-1169 | 0.095 | 0.0823 | 20.00 |
| 14 | RAW-0013 | 0.127 | 0.1098 | 20.00 |
| 15 | RAW-0014 | 0.167 | 0.1452 | 20.00 |
| 16 | LIQ-0101 | 0.004 | 0.0759 | 1.00 |
| 17 | LIQ-0102 | 0.014 | 0.2467 | 1.00 |
| 18 | LIQ-0103 | 0.009 | 0.1590 | 1.00 |
| 19 | LIQ-0104 | 0.006 | 0.1026 | 1.00 |
| 20 | LIQ-0105 | 0.006 | 0.1044 | 1.00 |



**Liquilabs s.r.o.** • Inovační 122 • 252 41 Zlatníky-Hodkovice • Czechia
Phone : +420 608 444 727 • Fax : • jan.galbavy@liquilabs.cz • www.liquilabs.cz

Mannitol content determination

LIQUILABS
Analytical services

| | Parameters | Value |
|---|---|---|
| 1 | Compornent | Mannitol |
| 2 | Unit | mg/mL |
| 3 | MSC | OFF |
| 4 | Preprocessings | Smoothing, Points=43 |
| 5 | Quantitation method | Peak area |
| 6 | Name | Area01 |
| 7 | Equation | PeakArea(967.328,1150.000,BC:ON) |
| 8 | Calibration parameters | Multi point method |
| 9 | Order | 1st |
| 10 | Origin | Ignore |
| 11 | Correlation coefficient | r2 |

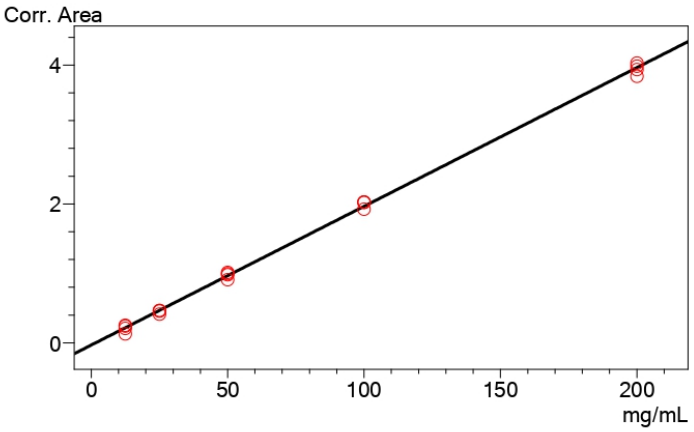


| Spectrum name | Concentration | Value | Date | Time | Comment |
|---|---|---|---|---|---|
| LYO-11741 minus blank1 | 38.904 | 0.745 | 11/3/2026 | 10:18:31 AM | |
| LYO-1175 minus blank1 | 41.378 | 0.795 | 11/3/2026 | 10:21:51 AM | |
| LYO-1176 minus blank1 | 42.625 | 0.820 | 11/3/2026 | 10:24:44 AM | |
| LYO-1177 minus blank1 | 44.739 | 0.862 | 11/3/2026 | 10:28:26 AM | |
| LYO-1178 minus blank1 | 40.543 | 0.778 | 11/3/2026 | 10:31:18 AM | |
| LYO-1179 minus blank1 | 43.370 | 0.835 | 11/3/2026 | 10:34:12 AM | |
| LYO-1180 minus blank1 | 66.071 | 1.288 | 11/3/2026 | 10:37:11 AM | |
| LYO-1181 minus blank1 | 59.347 | 1.154 | 11/3/2026 | 10:40:13 AM | |
| LYO-1182 minus blank1 | 90.333 | 1.773 | 11/3/2026 | 10:42:40 AM | |
| LYO-1183 minus blank1 | 60.412 | 1.175 | 11/3/2026 | 10:45:31 AM | |



**Liquilabs s.r.o.** • Inovační 122 • 252 41 Zlatníky-Hodkovice • Czechia
Phone : +420 608 444 727 • Fax : • jan.galbavy@liquilabs.cz • www.liquilabs.cz

| LIQUILABS Analytical services | Method Specification | |
|---|---|---|
| Determination of bioburden of lyophilized samples | | |
| *Document number* MIC_001_2025 | *Superseded document* - | *Number of pages* 2 |

# 1. Instrumentation and chemicals

## 1.1. Instruments used

- Sterile Syringe 2mL Luer
- Sterile needles
- Ready made PCA Plate ROTI Aquatest
- Ready made Sab4 Plate ROTI Aquatest

## 1.2. Chemicals

Sterile physiological solution (0.9% NaCl)

# 2. Sample preparation and innoculation

## 2.1 Sample preparation

1. Fresh sterile needle and syringe was used for measuring exactly 2 mL of sterile physiological solution.
2. Needle was changed and by new needle rubber top of peptide containter was penetrated and 2 mL of sterile physiological solution was dispensed.
3. Content of container was completely dissolved and left for 5 minutes to settle potentially created bubbles.
4. This procedure is repeated for two vials.

## 2.2 Total Aerobic microbial count innoculation and cultivation

1. By sterile needle 1 mL of solution was filled into the sterile syringe.
2. Needle was placed above the flame for few seconds to sterilze.
3. Consequently 1 mL of solution was poured into the ready to use sterile petri dish filled with PCA agar and petri dish was closed.
4. Proces was repeated for two petri dishes.
5. With sterile needle, 1 mL of sterile physiological solution was filled into the sterile needle and was innoculated onto one sterile petri dish filled with PCA agar as negative control sample.
6. Samples and negative control sample were placed in incubator at temperature 37°C for 120h.



**Liquilabs s.r.o.** • Inovační 122 • 252 41 Zlatníky-Hodkovice • Czechia
Phone : +420 608 444 727 • Fax : • jan.galbavy@liquilabs.cz • www.liquilabs.cz

### 2.3 Total Yeast and Mold count innoculation and cultivation

1. By sterile needle 1 mL of solution was filled into the sterile syringe.
2. Needle was placed above the flame for few seconds to sterilze.
3. Consequently 1 mL of solution was poured into the ready to use sterile petri dish filled with Sab4 agar and petri dish was closed.
4. Proces was repeated for two petri dishes.
5. With sterile needle, 1 mL of sterile physiological solution was filled into the sterile needle and was innoculated onto one sterile petri dish filled with Sab4 agar as negative control sample.
6. Samples and negative control sample were placed in incubator at temperature 25°C for 72h.

## 3. Evaluation of results

After incubation time, colonies are counted as cfu (colonies forming units) and result per 1g of sample is determined as:

$$CFU_{avg} = \frac{\sum CFU_n}{n}$$

$$CFU_{avg} = average\ CFU\ counted\ form\ n\ innoculations$$
$$CFU_n = CFU\ counted\ per\ innoculation$$
$$n = number\ of\ innoculations$$

$$CFU\ per\ gram = \frac{CFU_{avg}}{m_s} * DF$$

$$CFU_{avg} = Average\ CFU\ counted\ from\ n\ innoculations$$
$$m_s = mass\ of\ sample\ (mg)$$
$$DF = Dilution\ factor$$

If negative control sample is evaluated as positive, process have to be repeated due to possible contamination in the process of innoculation or incubation.



**Liquilabs s.r.o.** • Inovační 122 • 252 41 Zlatníky-Hodkovice • Czechia
Phone : +420 608 444 727 • Fax : • jan.galbavy@liquilabs.cz • www.liquilabs.cz

**Responsibles**



**Mr. Ján Galbavý**
*CEO*

Analysis results relate only to the samples tested.
This document shall not be reproduced except in full, without the written approval of Liquilabs s.r.o.



**Liquilabs s.r.o.** • Inovační 122 • 252 41 Zlatníky-Hodkovice • Czechia
Phone : +420 608 444 727 • Fax : • jan.galbavy@liquilabs.cz • www.liquilabs.cz